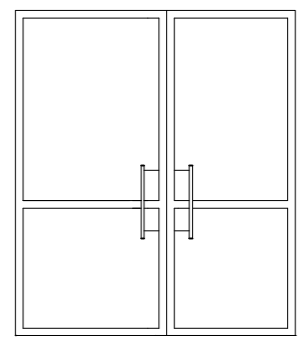






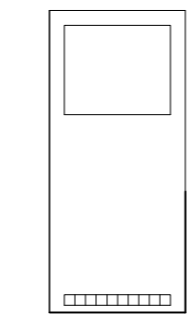


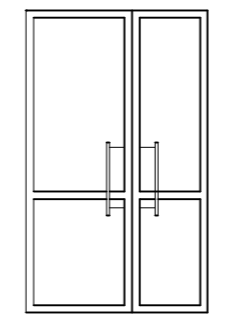
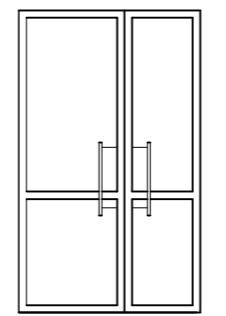







| OZNACZENIE | | D1 | D2 | D3 | D4 | D5 | D6 | D7 | D8 | D9 | D10 | D11 | D12 | D13 | D14 | D15 | D16 | D17 | | | | |
|-----------------------------------|---|---|---|--|---|---|---|---|---|---|---|---|---|---|---|---|---|---|-----|---|---|---|
| SCHEMAT | |  |  |  |  |  |  |  |  |  |  |  |  |  |  |  |  |  | | | | |
| | | DRZWI SZKLANE ALUMINIOWE SZKŁO BEZPIECZNE | DRZWI PCV OCIEPLONE EI30 | DRZWI PCV OCIEPLONE | DRZWI PCV OCIEPLONE | DRZWI PCV OCIEPLONE | DRZWI PCV OCIEPLONE | | | | EI 30 | DRZWI SZKLANE ALUMINIOWE SZKŁO BEZPIECZNE | DRZWI PCV PEŁNE | DRZWI PCV PEŁNE | DRZWI PCV PEŁNE | DRZWI PCV PEŁNE | DRZWI PRZESUWNE | DRZWI Z PCV ZEWNEĘTRZNE OCIEPLONE WEWNĘTRZNE ZWYKŁE EI 30 | | | | |
| WYMIAR W ŚWIETLE OŚCIEŻNICY | S | 185 | 110 | 240 | 260 | 185 | 100 | 90 | 90 | 100 | 100 | 120 | 120 | 100 | 200 | 170 | 220 | 120 | | | | |
| | H | 215 | 210 | 250 | 250 | 220 | 200 | 200 | 200 | 200 | 200 | 200 | 200 | 200 | 200 | 205 | 205 | 205 | 205 | | | |
| LEWE - PRAWY | | — | P | — | — | — | L | P | L | P | L | P | L | P | — | — | L | P | — | — | | |
| PRZYZIEMIE | | 2 | 1 | 1 | 1 | 2 | — | 1 | 7 | 5 | 4 | 3 | — | 1 | 1 | — | 1 | 1 | 1 | 1 | 2 | — |
| PIĘTRO | | — | — | — | — | — | — | — | — | — | — | — | — | — | — | — | — | — | — | — | — | 2 |
| RAZEM | | 2 | 1 | 1 | 1 | 2 | — | 1 | — | — | — | — | — | — | 1 | 1 | — | 1 | 1 | 1 | 2 | 2 |
| OGÓŁEM | | 2 | 1 | 1 | 1 | 2 | 1 | 12 | 7 | 1 | 1 | 2 | 1 | 1 | 1 | 1 | 1 | 1 | 1 | 2 | 2 | |

| | | | |
|---|---|-----------------------|---------------------------|
| PPUH "PROXIMA" Spółka z o.o. w Chodzieży PRACOWNIA PROJEKTOWA | | | |
| Zamawiający: Urząd Gminy w Skrwilnie | | | |
| Obiekt - | Hala sportowa Skrwilno - ul. Bieżuńska | Skala 1:100 | |
| Projektant: | imię i nazwisko mgr inż. arch Tadeusz Tylka | Podpis | Data 20.08.2007 |
| Projektant: | mgr inż. Marek Tyczkowski | | Nr arch. 3/07 |
| As. Projektanta: | tech. Katarzyna Wachowska | | |
| Sprawdzający: | mgr inż. arch Małgorzata Łapińska | | |
| Tytuł rys. | Zestawienie stolarki drzwiowej. | | Nr rys. 14 |